

Shoalbuster 3209

'DMS PARROT'



PICTURE OF SIMILAR VESSEL

GENERAL

Yard number	571697
Building year	2013
IMO number	9688661
Basic functions	Towing, mooring, pushing, anchor handling, dredging support
Classification	Bureau Veritas I * Hull • MACH Tug Unrestricted Navigation AUT-UMS
Flag	Dutch

DIMENSIONS

Length overall	32.08 m
Beam overall	9.10 m
Depth at sides	4.40 m
Draught aft	3.20 m
Gross Tonnage (approx.)	327 GT

TANK CAPACITIES

Fuel Oil	220.0 m ³
Fresh Water	40.0 m ³
Lubrication Oil	7.30 m ³
Hydraulic Oil	3.00 m ³
Dirty Oil	4.30 m ³
Bilge Water	4.30 m ³
Sewage	3.30 m ³

PERFORMANCES (TRIALS)

Bollard pull ahead average (approx.)	46.9 t (m)
Bollard pull ahead max	47.3 t (m)
Speed max (approx.)	11.5 kn

PROPULSION SYSTEM

Main engines	2 x Caterpillar Type 3512C-TA
Total Power	2610 bkW (3498 bhp) @ 1600 rpm
Gearboxes	2 x Reintjes WAF 773/6.44:1
Propulsion	2 x Fixed pitch propeller in Optima nozzles, 2250 mm
Bowthruster	350 bhp, hydraulically driven

AUXILIARY EQUIPMENT

Main Generator sets	2 x Caterpillar C4.4 TA
Capacity	2 x 107.5 kVA, 50 Hz, 230/400V AC
Hydraulic	1 x Caterpillar C18 TA-B
Capacity	357 kW @ 1800 rpm
Transfer pumps	For fresh water: VW51 8020, 50 m ³ /h @ 4.8 bar
Fuel Oil Separator	Westfalia, OCT 2

DECK LAY-OUT

Anchor	2 x 360 kg Pool (HHP)
Chain	19 mm stud-link anchor chain 220 m
Anchor winch	DMT, hydraulically driven AW 200-H19Q2
Deck Crane	Heila HLRM 170-4SL, 7.9 ton(m) @ 15.93
Towing Winch	DMT, WATW-H 1000 kN 50 tons (m) @ 12 m/min pull, 100 tons (m) @ 6 m/min (anchor) 150 tons (m) holding power Dromec HPV12000 12 ton (m) @ 5m/min WK-Triple pin type WK-Hydraulics SWL 75 Ton
Tuggerwinch	
Towing pins	
Chain Stopper	

ACCOMMODATION

Heated and air-conditioned living spaces for 7 persons, consisting of a captain's cabin, twodouble crew cabins, two single officers cabins. A combined galley and mess and sanitary facilities are provided.

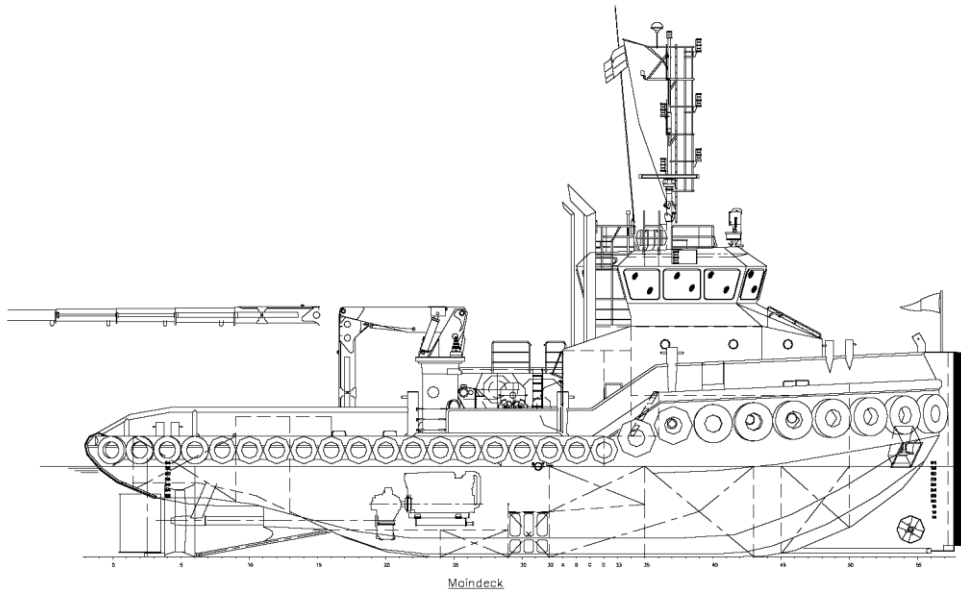
NAUTICAL AND COMMUNICATION EQUIPMENT GMDSS A3

Searchlights	2x Pesch 2000W
Magnetic Compass	1x Cassens & Plat, Reflecta 1
Gyro Compass	1x Anschuetz 22
Watch Alarm	1 Marble 421
Radar	1x Furuno, FAR-2117
GPS	1x Furuno GP-150
AIS	1x Furuno, FA-150
Autopilot	1x Radio Zeeland, Seapilot 75
Echosounder	1x Furuno, FE-700
Speedlog	1x Furuno, DS-80
VHF Radio Telephone	2x Sailor, RT6222
Handheld VHF	2x Jotron, TR20
Navtex	1x Furuno, NX-700
SSB	1x Furuno, FS-1570
Inmarsat-C	2x Sailor 6110
Intercom	1x Sigma 700
Sat phone	1x Iridium SC-4000A
Chart Plotter	1x Furuno, Navnet

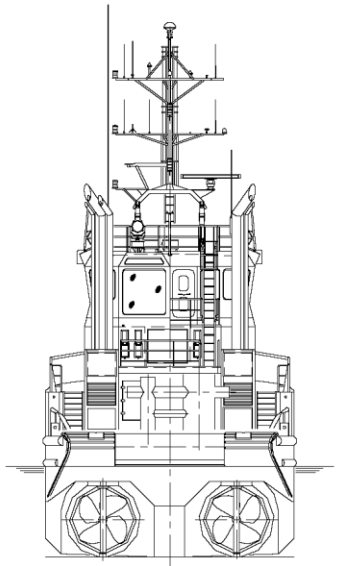
Ø = Optional equipment

Shoalbuster 3209

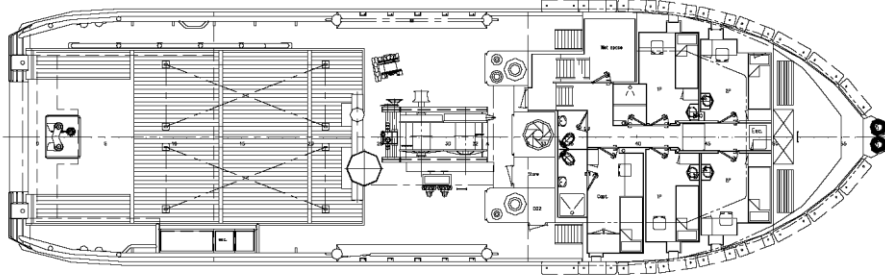
'DMS PARROT'



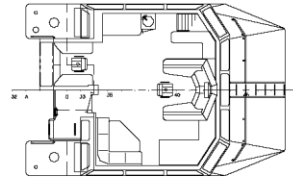
Maindeck



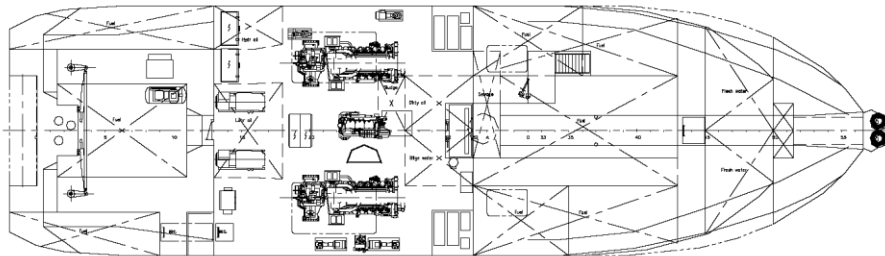
Wheelhouse deck



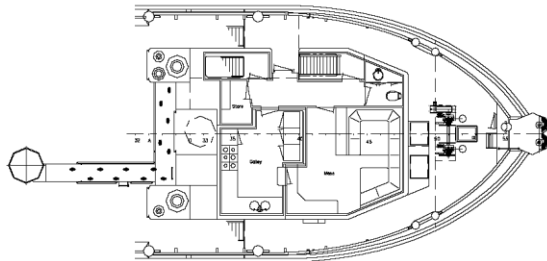
Below maindeck



Topdeck



Forecastle deck



PRINCIPLE CHARACTERISTICS	
LENGTH ov	33.27 mtr.
LENGTH mid	31.88 mtr.
LENGTH loadline	30.52 mtr.
BEAM mid	8.30 mtr.
DEPTH 1/2L	4.40 mtr.
DRAFT	3.30 mtr.