



DOP submersible dredge pumps

DAMEN DREDGING EQUIPMENT

DAMEN

A MULTIFUNCTIONAL DREDGING TOOL

DOP dredge pumps



» Fit for any dredging job

Damen offers a complete range of heavy-duty submersible dredge pumps. These compact DOP pumps are directly powered by either a hydraulic or an electric motor, mounted in a protective casing.

» The DOP pump design

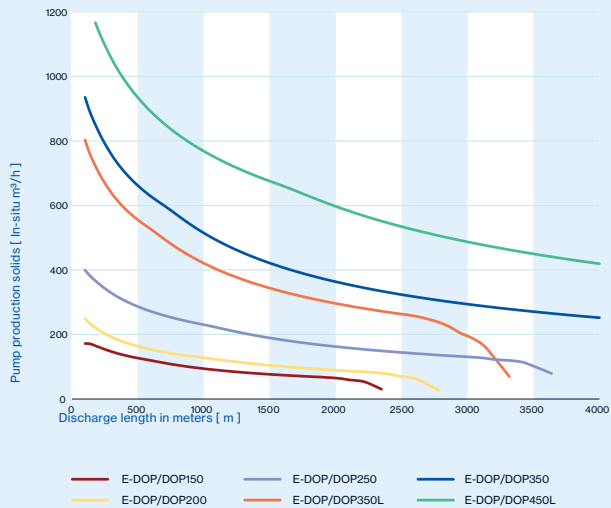
DOP pumps are designed to be user friendly and easy to maintain. For instance, a cartridge-type mechanical shaft seal that does not require grease or gland water is fitted. Inspections of the impeller can be made simply by using the inspection hatch, which is integrated into the suction pipe.




**The most
efficient way
to dredge”**



Production curves DOP pumps



Fine sand, D_{50} : 0.11 mm, in situ density: 1,900 kg/m³
 At 10m dredging depth and max. 30% concentration.
 Calculations based on free-flowing sand and no restriction on suction side.
 Discharge pipe is straight and horizontal with an elevation of 2 meters.



A highly efficient, wear-resistant dredge pump with a large spherical passage is at the heart of the DOP pump. It has excellent suction properties and reaches extremely high mixture densities. The DOP pump has been designed for highly abrasive dredging environments.

- Efficient transport of sand / water mixture
- Wear resistant pump parts fit for an abrasive environment
- Compact and robust design
- Easily exchangeable suction heads
- Large sphere passage in impeller
- Maintenance friendly mechanical shaft seal - grease or gland water not required
- High mixture density due to submersed use
- Unlimited operating depth
- User-friendly 'plug & play' design
- Complete dredge package delivery including auxiliaries available



Hydraulically driven DOP pump



The hydraulically driven DOP
submersible dredge pump

The hydraulically driven DOP pump has been designed to efficiently dredge a sand/water mixture. It has been fitted out with its own built-in motor, which can be driven by either the excavator's power unit, or by a separate diesel-hydraulic power pack.

On the lower casing, different types of suction heads can be flange-mounted. This easily interchangeable system ensures the fast mobilisation of the DOP submersible dredge pump and makes it fit for any dredging job.

- Hydraulic motor directly drives the dredge pump
- Robust casing protects hydraulic drive
- Fast mobilisation as hydraulic quick couplings are used
- DOP can run on excavator's hydraulic power unit
- Proven design: for the past 30 years, DOP pumps have been in use all over the world
- Hydraulically driven cutter unit and auger available



Performance

Nominal mixture capacity	600 m ³ /hr	800 m ³ /hr	1,250 m ³ /hr	2,400 m ³ /hr	2,400 m ³ /hr	4,000 m ³ /hr
Max. total head	5.0 bar	5.0 bar	5.3 bar	3.3 bar	4.6 bar	3.5 bar
Max. pump speed	1,300 rpm	1,200 rpm	900 rpm	625 rpm	580 rpm	470 rpm
Max. power	80 kW	120 kW	195 kW	240 kW	360 kW	400 kW

Hydraulic requirements

Oil flow	200 l/min	300 l/min	483 l/min	600 l/min	900 l/min	1,000 l/min
Oil pressure at motor*	250 bar	250 bar	250 bar	250 bar	250 bar	250 bar

Jet water

Internal diameter	80 mm	100 mm	125 mm	200 mm	200 mm	250 mm
Advised capacity	125 m ³ /hr	180 m ³ /hr	300 m ³ /hr	600 m ³ /hr	600 m ³ /hr	1,100 m ³ /hr
Advised pressure	8 bar	8 bar	8 bar	8 bar	8 bar	8 bar

Dredge pump dimensions

Suction internal diameter	150 mm	200 mm	250 mm	350 mm	350 mm	450 mm
Discharge internal diameter	180 mm	200 mm	250 mm	350 mm	350 mm	450 mm
Max. spherical passage	77 mm	125 mm	130 mm	200 mm	150 mm	165 mm

Weight

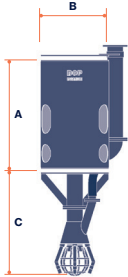
Basic DOP pump unit	1,100 kg	1,360 kg	2,425 kg	4,580 kg	5,330 kg	7,400 kg
---------------------	----------	----------	----------	----------	----------	----------

* add for pipeline losses ** L in pump type stands for Low Pressure type dredge pump

Optional suction heads

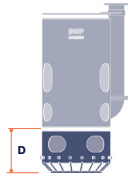
TYPE A - STANDARD

Sand production head to fluidise the bottom material with jet water for assistance.



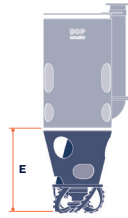
TYPE B - LEVELLER

Flat bottom head to level the surface of the job site using jet water, for barge unloading.



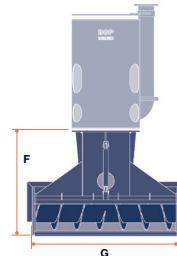
TYPE C - CUTTER

Hydraulically driven cutter unit for loosening compacted sand.



TYPE D - AUGER

Hydraulically driven auger head for accurate dredging of contaminated sediments.



Cutter unit


Max. power	13 kW	17 kW	28 kW	47 kW	47 kW	60 kW
Oil flow	35 l/min	45 l/min	75 l/min	125 l/min	125 l/min	160 l/min
Oil pressure at motor*	250 bar	250 bar	250 bar	250 bar	250 bar	250 bar
Total weight DOP+cutter unit	1,233 kg	1,576 kg	2,755 kg	5,430 kg	6,311 kg	9,005 kg

Auger unit

Max. power	23 kW	29 kW	38 kW	58 kW	58 kW	
Oil flow	61 l/min	76 l/min	100 l/min	150 l/min	150 l/min	
Oil pressure at motor*	250 bar	250 bar	250 bar	250 bar	250 bar	
Total weight DOP + auger unit	2,394 kg	3,266 kg	5,086 kg	9,310 kg	10,191 kg	

A (height standard DOP)	1,485 mm	1,500 mm	1,880 mm	2,320 mm	2,320 mm	2,430 mm
B (diameter standard DOP)	830 mm	940 mm	1,215 mm	1,500 mm	1,715 mm	1,915 mm
C (height standard suction head)	1,450 mm	1,435 mm	1,690 mm	2,010 mm	2,110 mm	2,380 mm
D (height leveller)	540 mm	590 mm	730 mm	980 mm	880 mm	1,245 mm
E (height cutter unit)	990 mm	1,140 mm	1,495 mm	2,190 mm	2,210 mm	2,230 mm
F (height auger head)	1,380 mm	1,530 mm	1,840 mm	1,900 mm	1,920 mm	2,250 mm
G (length auger)	1,500 mm	1,800 mm	2,500 mm	3,450 mm	3,450 mm	5,000 mm

* add for pipeline losses ** L in pump type stands for Low Pressure type dredge pump



Turn your excavator into an instant dredger”

» Dredge package

With your DOP we can supply a separate drive, being a diesel-hydraulic power pack. For the water-assisted heads standard diesel-driven jet packs are available. Complete turnkey dredge package deliveries can be arranged including hydraulic hoses, discharge hoses, different suction heads and dredging instrumentation.



Electrically driven DOP pump



An all-electric DOP dredger



The Damen DOP pump is also available with an electrical drive. The compact and efficient electric motor directly drives the pump shaft. This clean and silent technology is especially fit for environmentally sensitive or residential areas.

- › The silent e-drive enables full scale dredging activities in residential areas
- › Clean operations due to zero emissions
- › Most efficient submersible dredge pump on the market
- › High quality components fit for the dredging market
- › Low maintenance due to few moving parts
- › Powered by the grid or by a standard, widely available generator
- › Fast deployment world-wide
- › Fit for the future
- › Complete dredge packages including drives, hoses and instrumentation available



Performance

	E-DOP150	E-DOP200	E-DOP250	E-DOP350L**	E-DOP350	E-DOP450L**
Nominal mixture capacity	600 m ³ /hr	800 m ³ /hr	1,250 m ³ /hr	2,400 m ³ /hr	2,400 m ³ /hr	4,000 m ³ /hr
Max. total head	5.0 bar	5.0 bar	5.3 bar	3.3 bar	4.6 bar	3.5 bar
Max. pump speed	1,300 rpm	1,200 rpm	900 rpm	625 rpm	580 rpm	470 rpm
Max. power	80 kW	120 kW	195 kW	240 kW	360 kW	400 kW

Electric requirements

	E-DOP150	E-DOP200	E-DOP250	E-DOP350L**	E-DOP350	E-DOP450L**
Voltage	380-440Vac	380-440Vac	380-440Vac	380-440Vac	380-440Vac	380-440Vac
(by frequency converter)	50/60 Hz	50/60 Hz	50/60 Hz	50/60 Hz	50/60 Hz	50/60 Hz
	3Phase	3Phase	3Phase	3 Phase	3 Phase	3 Phase
Advised generator power *	110 kVA	170 kVA	265 kVA	320 kVA	480 kVA	540 kVA

Jet water

	E-DOP150	E-DOP200	E-DOP250	E-DOP350L**	E-DOP350	E-DOP450L**
Internal diameter	80 mm	100 mm	125 mm	200 mm	200 mm	250 mm
Advised capacity	125 m ³ /hr	180 m ³ /hr	300 m ³ /hr	600 m ³ /hr	600 m ³ /hr	1,100 m ³ /hr
Advised pressure	8 bar	8 bar	8 bar	8 bar	8 bar	8 bar

Dredge pump dimensions

	E-DOP150	E-DOP200	E-DOP250	E-DOP350L**	E-DOP350	E-DOP450L**
Suction internal diameter	150 mm	200 mm	250 mm	350 mm	350 mm	450 mm
Discharge internal diameter	180 mm	200 mm	250 mm	350 mm	350 mm	450 mm
Max. spherical passage	77 mm	125 mm	130 mm	200 mm	150 mm	165 mm

Weight

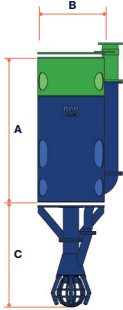
	E-DOP150	E-DOP200	E-DOP250	E-DOP350L**	E-DOP350	E-DOP450L**
Basic E-DOP pump unit	2,093 kg	2,650 kg	4,046 kg	6,240 kg	7,362 kg	9,406 kg

* min required kVA ** L in pump type stands for Low Pressure type dredge pump

Optional suction heads

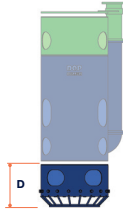
TYPE A - STANDARD

Sand production head to fluidise the bottom material with jet water assistance.




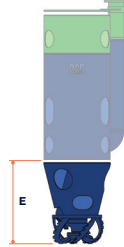
TYPE B - LEVELLER

Flat bottom head to level the surface of the job site using jet water.



TYPE C - CUTTER

Hydraulically driven cutter unit as a standard, electric on request.



Dimensions

A (height standard E-DOP)	2,100 mm	2,320 mm	2,717 mm	2,809 mm	2,814 mm	2,924 mm
B (diameter standard E-DOP)	830 mm	940 mm	1,215 mm	1,500 mm	1,715 mm	1,915 mm
C (height standard suction head)	1,450 mm	1,435 mm	1,690 mm	1,997 mm	2,097 mm	2,380 mm
D (height leveller)	540 mm	590 mm	730 mm	960 mm	880 mm	1,245 mm
E (height hydraulic cutter unit)	990 mm	1,140 mm	1,495 mm	2,190 mm	2,190 mm	2,230 mm

** L in pump type stands for Low Pressure type dredge pump




Silent and clean dredging on electric power



» Dredging instrumentation

Each DOP submersible dredge pump can be fitted out with monitoring equipment. This equipment can be pump-related monitoring such as revolutions, depth and pressure indication. Moreover, the dredging process can be monitored using flow and density meters, vacuum measurement etc.

THE DOP DREDGE PUMP IS UP FOR ANY JOB



DAMEN

Damen Shipyards Group
Avelingen-West 20
4202 MS Gorinchem

P.O. Box 1
4200 AA Gorinchem
The Netherlands

+31 (0)183 63 99 22
info@damen.com

Damen Shipyards Gorinchem is the copyright owner of this brochure – © Damen Shipyards Gorinchem 2025. All rights reserved. Except with the prior express written permission of Damen Shipyards Gorinchem, this brochure and its content may not be distributed and/or commercially exploited.